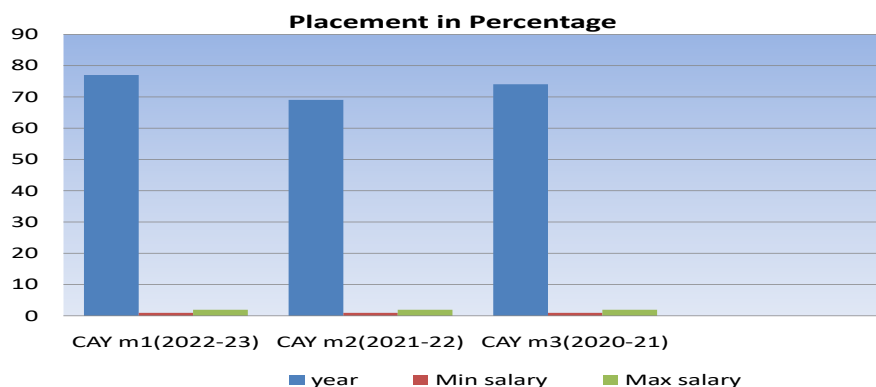




**NANDHA COLLEGE OF TECHNOLOGY, ERODE-52.**  
**DEPARTMENT OF ELECTRICAL AND ELECTRONICS ENGINEERING**  
**CONTINUOUS IMPROVEMENT**

**Placement and salary package**

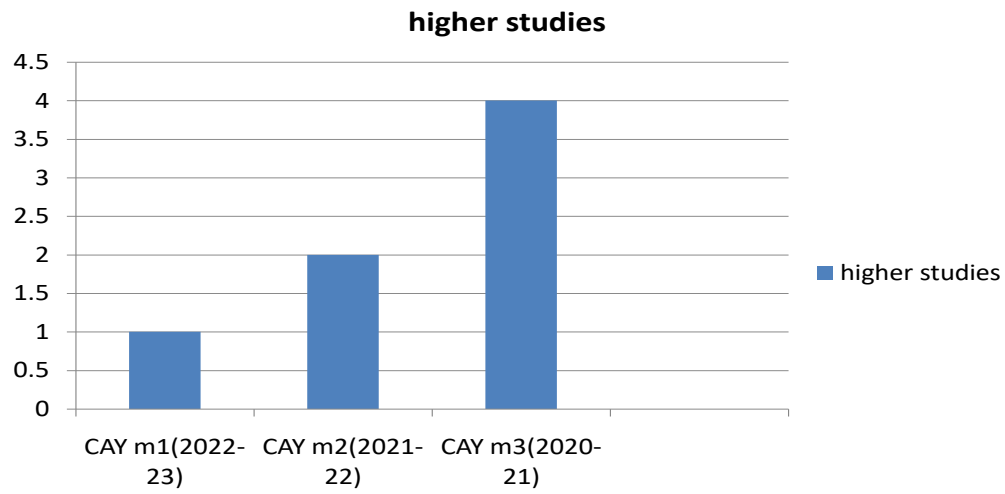
Year	Total strength	Number of students cleared final examinations	Number of students placed	Salary Package INR in Lakhs	
				Min	Max
CAY m1(2022-23)	18	17	14	1	2
CAY m2(2021-22)	16	14	11	1	2
CAY m3(2020-21)	50	43	37	1	2



**Higher Studies**

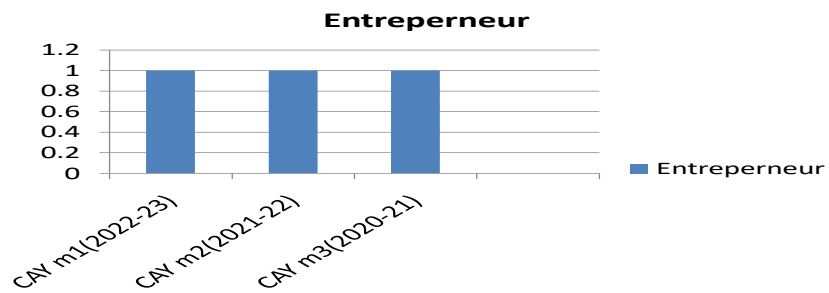
Competitive Examinations	Number of students Pursuing Higher Studies
CAY m1(2022-23)	1
CAY m2(2021-22)	2
CAY m3(2020-21)	4

## Number of students Pursuing Higher Studies



## Entrepreneur Details

Year	Entrepreneurs
CAY m1(2022-23)	1
CAY m2(2021-22)	1
CAY m3(2020-21)	1



## Student Admission

Item		CAY (2023- 2024)	CAYm1 (2022- 2023)	CAYm2 (2021- 2022)
National level entrance	No. of Students Admitted	0	0	0
	Opening Score/Rank	0	0	0
	Closing Score/Rank	0	0	0
State Level Entrance	No. of Students Admitted	50	48	33
	Opening Score/Rank	164	142	176.5
	Closing Score/Rank	85	86	89
Lateral Entry	No. of Students Admitted	0	4	4
	Opening Score/Rank	87	92	88
	Closing Score/Rank	70	81	70
Average CBSE/Any other board result of admitted students (Physics, Chemistry & Mathematics)		-	-	-

## STUDENTS ADMISSION

